

PRO-BELT™ ROUND BALER  
MASTERPIECE IN THE ROUND





# PRO-BELT™ VARIABLE CHAMBER ROUND BALER

## MASTERPIECE IN THE ROUND

The all-new, New Holland Pro-Belt™ premium round baler range delivers the performance and reliability that professionals and contractors can rely on. From the heaviest wet silage crops to bulky straw windrows, the Pro-Belt 165 and 190 deliver solid and square shouldered round bales with impressive capacity from either the renowned SuperFeed™ or new 25 knife CropCutter™ large diameter rotor feeding systems.

Durability by design Pro-Belt round balers have been proven the world over with over 150,000 bales produced. The all-new heavy-duty drivelines, a more robust frame, and the re-imaged bale chamber deliver professional grade uptime and bales with high density.

The latest precision farming solutions including ISOBUS electronics offers a simple user interface to track all baler functions and quickly adjust on-the-go, track individual bale moisture, and average bale moisture then make smart real time agronomic decisions. Completed with New Holland next generation styling, the stylish side shields, flowing lines are more than good looking they are a visual representation of crop flow through the baler.



**ALL-ROUND PRODUCTIVITY**  
High Capacity up to 30t/hour



**ALL-ROUND PERFORMANCE**  
High Density up to 140kg/m<sup>3</sup> in straw



**ALL-ROUND VERSATILITY**  
Fine-chop 25 knife 'V' pattern CropCutter™ system



**ALL-ROUND DURABILITY**  
Simplified TwinDrive™ gearbox











# ALL-ROUND THROUGHPUT





### **EFFICIENT PICKUP**

The Pro-Belt™ baler range features a five tine bar pick-up, which has a mounting angle increased 7° forward for even smoother crop flow into the baler. The pick-up also features a heavy-duty cut-out clutch for overload protection.

### **ULTIMATE CROP FLOW**

A heavy weight formed steel roller windguard pre-compresses windrows without bunching ensuring a more positive pickup tine engagement. Crop driven it's fully adjustable to match in-field conditions and it's continual rotation delivers a smooth even crop flow over the complete pickup for unparalleled capacity.

### **REDUCED IN-FIELD FOOTPRINT**

The Pro-Belt comes with large floatation + tyres 500/55-20, delivering an ultra-wide footprint for reduced compaction, which can help with regrowth for subsequent silage cuts during the season.






# ALL-ROUND VERSATILITY

## LARGER AND STRONG ROTOR

The large diameter, 520 mm rotor – a full 65mm larger than Roll-Belt models – delivers 'V' shaped feeding to ensure even feeding across the entire width. In line with the Pro-Belt's heavy duty status, the rotor is double the weight of that in Roll-Belt models, which means when at working speed, it smooths out heavy wedges of crop to keep the baler going.


## AUTOMATIC ACTIVEDROP™ FLOOR

The automatic ActiveDrop™ floor system senses when the load in the pick-up becomes too great for the rotor, and automatically drops the floor to clear potential plugs. This ensures continuous baling, without the need to stop.



## SUPERIOR AND HIGHLY EFFICIENT ROTOR FEEDING

All Pro-Belt Balers come standard with the renowned SuperFeed™ rotor or Short cut 25 knife CropCutter™ system. Each individual knife has a paired rotor fingers per knife, guarantees a controlled cutting action and superior cutting performance. On 25 knife CropCutter™ units knife selection can be made between all 25, 12 only or 13 only. Finally an optional hard-faced knife kit is available for an extended long lifetime.











# ALL-ROUND QUALITY

## DESIGNED FOR BALING EFFICIENCY

New Holland is renowned the world-over for its perfectly shaped bales, and the Pro-Belt is no exception. The all-new bale formation area features a simplified design with fewer moving parts. The sledge formation rolls have been removed, and with fewer rollers and four endless belts, you can enjoy more reliable operation with less maintenance.

## CORE BALE STRENGTH

The fixed rollers generate an aggressive rolling action and when combined with the belt angle, this delivers quicker, tighter core formation for denser bales. The variable chamber technology means that operations can vary the size of the bale produced in 5cm increments, from 90cm right up to 165 or 190cm to enhance baling flexibility.

## INTUITIVE DENSITY CONTROL SYSTEM

The intuitive, in cab, bale density control system can cater for varying crop conditions and bale end uses requirements while on the move. Operators can adjust bale density in 10 bar increments from the cab monitor. The actual bale density is displayed on the monitor and users can set different core and outer layer densities. Lower core density is ideal for hay baled in marginal conditions which needs to breathe or will be used for feed. High density cores are ideal when extensive handling is required





### **POWERFUL BELT DRIVE**

The twin belt drive, means that double the amount of belts are in contact with the drive which greatly improves power transfer and increase performance in any baling condition.

### **LATEST GENERATION BALE WRAPPING**


The latest generation Duckbill system is physically closer to the bale, speeding up the entire wrapping process. Spreader rolls maintain uniform coverage across the entire bale and the net is actively placed inside the chamber, next to the bale for more accurate wrapping performance. The amount of net used is regulated by sensors and this simple, reliable system, guarantees consistent net tension and tighter wrapping.

### **RIGHT TO THE EDGE**

The renowned EdgeWrap™ system ensures the net wrap goes to the edge of the bale, and in some cases, it forms an envelope over the bale edge protecting bales and helping them retain their overall shape. This is ideal for bales which need to be handled and transported.

### **DAY LONG PERFORMANCE**

An additional roll of net can be stored at both the front and the side of the baler, ensuring you have enough net for long days baling in the field.







# ALL-ROUND INTELLIGENCE

## INTUITIVE BALER MANAGEMENT

The Pro-Belt™ baler comes standard with IntelliView™ IV colour touchscreen – which will be familiar to users of other New Holland products. Using the same layout and graphics as those used by the BigBaler High Density range, which will facilitate ease of use for baling contractors.

## INTELLIBALE™ TECHNOLOGY

Productivity enhancing IntelliBale™ technology means that the Pro-Belt baler can communicate with your New Holland Tractor and Pro-Belt baler. It will bring the tractor to a halt as soon as the pre-set bale diameter has been reached, net wrap application begins automatically and the tailgate is raised. A sensor on the bale ramp tracks the complete process and closes the tailgate as soon as the bale has been ejected, a signal is then given to the operator to move forward.

## REAL TIME MOISTURE MONITORING

The moisture sensing system uses two discs, situated either side of the bale chamber to detect real time bale moisture. Readings are taken every 10 milliseconds, and an averaged reading from the two sensors is sent to the cab every second, for real time data transmission. Upper and lower moisture limits can be set, if surpassed, baling can be stopped to preserve quality.

## BALE FILL ASSISTANCE

Two fill sensors, located on either side of the baler continually monitoring the fill profile. The in-cab display relays this information to the operator, who can adapt their driving pattern accordingly to ensure consistent, uniform bales.





## MYPLM<sup>®</sup>CONNECT MYNEWHOLLAND

### ADVANCE FLEET MANAGEMENT

MyPLM<sup>®</sup>Connect telematics, which can be accessed through the MyNew Holland™ App, enables you to connect to your New Holland Tractor and Pro-Belt baler from the comfort of your office through the utilisation of the mobile network. You can stay in touch with your machines at all times, and can even send and receive real-time information that saves time and enhances productivity. The MyPLM<sup>®</sup>Connect Professional package for full machine monitoring and control. In short, MyPLM<sup>®</sup>Connect will help you to reduce your fuel bills and improve fleet management and security in one simple package.

### ACCESS TO MYPLM<sup>®</sup>CONNECT PORTAL THROUGH MYNEWHOLLAND™ APP

MyNew Holland™ provides owners and users the ability to view and manage their machinery fleets online. Users will be able to access a range of information such as operator manuals and how-to videos as well as an option to view activations and full stop at the end of subscriptions. Users can even make purchase requests direct with their dealer to activate a new subscription or renew a service. MyNew Holland™ also provides direct access to the MyPLM<sup>®</sup>Connect Portal.








# ALL-ROUND DURABILITY







### **TWINDRIVE™ GEARBOX**


Uniformly spread the load for balanced and smooth operation with greater reliability the TwinDrive™ gearbox directs PTO power to the right and left of the baler without transferring power through the driven rollers.

### **HEAVY-DUTY DRIVES**

Pro-Belt balers feature bigger heavy-duty bearings, larger sprockets and drive rolls providing a truly robust construction. Using only four heavy duty driving chains power is delivered efficiently and will provides a more durable operation.

### **DESIGNED WITH SERVICING IN MIND**

The Pro-Belt baler has been designed with easy maintenance in mind - after all, you want to spend more time baling and less time in the yard! Efficient features such as minimal daily greasing points, standard automatic oiling system, wide opening side shields will keep routine maintenance to a minimum. Automatic greasing system and under-shield LED servicing lights completes the package.





Models

Pro-Belt™ 165

Pro-Belt™ 190

Type		SuperFeed™	CropCutter™	SuperFeed™	CropCutter™
<b>Bale dimensions</b>					
Diameter Min. / Max.	(cm)	90 / 165		90 / 190	
Width	(cm)	120		120	
<b>Tractor requirements</b>					
Minimum PTO power	[kW/hp(CV)]	74/100	88/120	74/100	88/120
PTO speed	(rpm)	1000		1000	
Hydraulic remotes required		2		2	
<b>Main drive</b>					
<b>TwinDrive™ split gearbox</b>					
Protection				Cut-out clutch	
Flexible High / Low hitch adjustment		●		●	
<b>MaxiSweep™ pick-up</b>					
Standard working width Standard / Optional	(m)	2.3		2.3	
Five tine bar pick-up with rubber tines		●		●	
Roller windguard		●		●	
Flotation				Double adjustable spring	
Hydraulic pick-up lift		●		●	
Pick up protection				Radial pin clutch	
No tools folding pickup gauge wheels		●		●	
Gauge wheels (15/6.00 - 6)		●		●	
<b>Feeding system</b>					
Rotor width 520mm 'V' tine configuration					
ActiveDrop™ floor		●		●	
SuperFeed™ system		●	–	●	–
CropCutter™ system		–	–	–	–
Knives		–	25	–	25
Theoretical Cut Length	(mm)	–	83 / 41	–	83 / 41
Knife activation, in - out		–	Hydraulic	–	Hydraulic
Knife protection		–	Individual spring	–	Individual spring
<b>Bale formation</b>					
Type		Roll-Belt™ technology (Combination of rollers and belts)			
Formation rolls		2			
Belts		Four 273mm endless			
Twin Belt drive		●		●	
Bale shape indicators		●		●	
Net wrapping system		Duckbill		Duckbill	
Net storage net only		2 ●		2 ●	
Net coverage		EdgeWrap™		EdgeWrap™	
<b>Bale density system</b>					
Dual density system		●		●	
Density control		In-cab control through monitor			
<b>Electronic control system</b>					
ISO 11783 connection ready		●		●	
IntelliView™ IV monitor		●		●	
IntelliBale™ system		○		○	
Moisture measuring sensor		●		●	
Electronic safety cut out		●		●	
<b>Brakes</b>					
Hydraulic		○		○	
Pneumatic		○		○	
<b>Maximum travelling speeds</b>					
Bale ramp		●		●	
<b>Baler dimensions</b>					
Length	(m)	4,87		5,12	
Width on 500/55-20 tyres	(m)	2,74		2,74	

● Standard ○ Optional – Not available









[www.newholland.com](http://www.newholland.com)



Tel: +61 2 9673 7777  
31-53 Kurrajong Road, St Marys NSW 2760



Safety begins with a thorough understanding of the equipment. Always make sure you and your operators read the Operator's Manual before using the equipment. Pay close attention to all safety and operating decals and never operate machinery without all shields, protective devices and structures in place.

The data indicated in this folder are approximate. The models described here can be subjected to modifications without any notice by the manufacturer. The drawings and photos may refer to equipment that is either optional or intended for other countries. Please apply to our Sales Network for any further information. Published by New Holland Brand Communications. - Printed in Australia - 223000/COM