

FEED MILLS

HAMMER MILLS & ROLLER MILLS



VAI
ART'S WAY

artsway.com

Feed Mills

There's no one better than Art's Way when it comes to processing feed. Stationary mills for livestock or breweries, portable units for small operations and large grinder mixers for the modern feeding operation have your back day in and day out. If you don't want to take our word for it, take us up on our grinder mixer warranty. A unique two-year warranty is behind each one of our units.

Quality Grain from a Quality Mixer.

Our guts make us superior. Sharp 4-way reversible hammers or all steel rolls work to grind your grain to the right consistency for your needs. Efficient flow from intake to discharge limits the damage to your grain through the machine. Control your grain quality by grinding your own product and not depending on a feed mill to bring you the best. Mix in your additives with our supplement hoppers on the larger units or right in the mill on the smaller ones.

The Right Size for Your Operation.

- ▶ Stationary hammer mill in electric or PTO drive when you bring your ingredients to the mill.
- ▶ Portable hammer mills when are wanting to process one thing at a time.
- ▶ Grinder Mixers with roller mill or hammer mills that have tanks ranging from 105 bushels to 215 bushels to meet the needs of your operation.

Grinder Mixer — Hammer Mill

All the hammer mills feature 4-way reversible knives to get more use out of this common wear item. Choose between a 20- or 26-inch hammer mill size to match the output you desire. A throat magnet prevents metal debris from staying in your feed through processing. A balanced rotor assembly keeps your mill operating smoothly.

8215 & 7165

The 8215 Grinder Mixer was built to withstand the test of time and bring ease to your farm. This large 215-bushel mixing tank is paired with a 26-inch hammer mill for powerful and efficient feed processing. Plus, the self-contained hydraulics allow for a more handsfree environment.

The 7165 Grinder Mixer has the features to handle your toughest jobs. Producers asked for more efficient feeding, longer run times and strong drive lines. These have all been bundled into one machine with so many more benefits. Both of these grinder mixers have what it takes for a job well done.



Auger

Fast Unload

10-inch diameter, 12-foot-long discharge auger allows for fast unload. *See options for extensions.

Efficient Feeding

Tube-style auger provides maximum feed delivery by decreasing the return of material down the auger.



GRINDER MIXERS — HAMMER MILL

8215 & 7165



LED Lights



Hammer Mill




Central Hydraulics



Control Center



Air System



Double Flighting

Safety Features

LED lights are positioned for superior visibility while transporting your Grinder Mixer. The nonslip ladder provides safe access to the mixing tank. A plated jack-stand increases stability.

4-way Reversible Hammers

The 26-inch hammer mill boasts 96 4-way reversible hammers for long use and easy replacement.

Self-Contained Hydraulics

Centralized hydraulic manifold makes it easy to monitor and adjust gauges and allows the remote functions to work properly.

Control Options

System provides complete control of auger movement via control box or wirelessly operated remote. You can control the discharge auger from either side of the tank, or, with the wireless remote, you can control the discharge auger from anywhere.

Air System

Captures more feed and decreases dust during your processing.

Smooth Flow

Double flighting in the first auger provides smooth feed flow from mixing tank to discharge auger.


Hammer mill screen options

Screen	Material	Grind Type	Micron Size
1/8"			650-700
5/32"	Oats, Milo, Corn	Fine, Small Grain (Chicken/Pigs)	700-825
3/16"	Oats, Milo, Corn, Hay	Medium, Small Grain (Chicken, Pigs, More hulls)	800-950
1/4"	Oats, Milo, Corn, Hay	Coarse, Small Grain (Hogs, Sheep)	925-1100
5/16"	Oats, Corn, Hay	More Coarse, Small Grain (Hogs, Fine Cattle)	1100-1250
3/8"	Corn, Hay, Ear Corn	Coarse, Shelled Corn (Cattle, no whole kernels in ear corn)	1250-1400
1/2"	Hay, Ear Corn	Coarse, Ear Corn (Cattle, will leave some whole kernels)	NA
5/8"	Hay, Ear Corn	More Coarse, Ear Corn (Cattle Feed, will leave whole kernels)	NA
3/4"	Hay, Ear Corn	Coarse, Hi Moisture Ear Corn (Cattle, nice cob grind but whole kernels)	NA
1"	Hay, Ear Corn	Very Coarse (medium bedding)	NA
1-1/4"	Corn Cobs, Hay	Very Coarse (medium bedding)	NA
1-1/2"	Corn Cobs, Hay	Very Coarse (bedding, cattle, uniform grind)	NA
2"	Corn Cobs, Hay	Very Coarse (bedding, cattle, uniform grind)	NA

Hammer mill capacity based on HP and screen size

Screen Size	20" HM 80 HP	26" HM 40 HP	26" HM 60 HP	26" HM 120 HP
1/8"	150-250	110-180	180-300	180-300
5/32"	200-300	150-225	250-375	250-375
3/16"	300-400	270-330	450-550	450-550
1/4"	480-650	420-510	700-850	700-850
5/16"	700-850	675-780	1125-1300	1125-1300
3/8"	900-1125	840-960	1400-1600	1400-1600
1/2"	1200-1375	960-1080	1600-1800	1600-1800
5/8"	1375-1550	1080-1200	1800-2000	1800-2000
3/4"	1550-1725	1200-1320	2000-2200	2000-2200
1"	No Data Available			
1-1/4"				
1-1/2"				
2"				

- ▶ Condition of grain effects capacity
- ▶ Power input is a factor in capacity
- ▶ Capacities based on 56 lbs/bu. of corn
- ▶ Hammers and screen conditions must be maintained



Strong Drive Line

Strong Drive Line

Over-running PTO shaft allows for smoother shutdown. A larger jack shaft and bearing are built to withstand the stress from your tractor.



Hydraulic Cooler

Longer Run Time

Added hydraulic cooler automatically engages when the hydraulic fluid temperature is elevated. Fan reverses periodically to keep debris out of cooler. The cooler allows for a smaller hydraulic fluid tank. Your fluid will warm up faster for a short start time in cold weather and is more cost effective to change.



Centralized Grease Points

Easy Maintenance

Centralized grease point on 7165 models makes continued smooth operation a breeze.

6140

The 140-bushel tank is our “just right” sized grinder mixer. It features four large inspection windows, a trough-style auger feeder and an air system for feed efficiency.



Hammer Mill

20-inch Hammer Mill

A 20-inch hammer mill with 72 4-way reversible hammers allows for faster grinding power. Choose from our wide range of screen sizes to achieve your desired particle size.



Central Hydraulics

Easy Hydraulics

- ▶ Self-contained hydraulics run off your 540 or 1000 PTO to operate the auger feeder and discharge auger.
- ▶ The discharge auger lift and swing are operated with your tractor hydraulics using two remote sets.

Electric Tank Gate

The electric tank gate allows you to control feed flow to the discharge auger. This allows for more flow as you reach the end of the batch.



6105

The 105-bushel model allows you to customize your machine to meet your needs. Choosing mechanical or hydraulic lift and swing with or without an auger feeder gives you flexibility in your yard.



Hammer Mill

20-inch Hammer Mill

A 20-inch hammer mill with 72 4-way reversible hammers allows for faster grinding power. Choose from our wide range of screen sizes to achieve your desired particle size.



Unload Options

Versatile Unload Options

- ▶ Mechanical lift and swing with mechanical unload
- ▶ Hydraulic lift and swing with hydraulic unload

Efficient Unloading

The 8-inch diameter unload system quickly discharges feed reducing time and labor costs.



Proven Technology

Trusted Art's Way grinder systems have been improved and over time to create the 6105 model. It embodies all enhancements in one machine.

Stationary Hammer Mill

During feed processing, numerous ingredients require particle size reduction to improve the performance of the ingredient and increase its nutritive value. Art's Way's unique hammer mill design offers a more even grind for better feed rations.

Durable Design

At the core of this time-tested hammer mill are the 96 heat treated steel hammers for long wear life and uniform particle reduction. Lower maintenance costs are an added benefit of the hammer mill since each hammer can be turned four times, extending the mill's productivity. Optimal hammer design and placement will provide maximum contact with the feed ingredient.

The durable design of the drive bearings and shaft also helps keep maintenance costs down. A magnet installed in the mill's grain entry throat collects tramp metal to ensure longer life of hammers and screen.

Adaptable Power Source

The stationary mills can adapt to either PTO or electric drive.



Portable Hammer Mill

Efficient, dependable and portable too, Art's Way 26-inch hammer mill will improve your feed grinding operation.

Optimum Rations

At the heart of the PHM26 Hammer Mill are 96 heat-treated steel hammers, carefully designed by Art's Way engineers for maximum contact with the feed ingredient for a more even grind. This, in turn, improves the performance of the ingredient and increases nutritive value of the feed rations.

For small grains up to corn cobs, 13 screens that range from 1/8 inch up to 2 inches, are available to meet your grinding requirements for poultry, hogs, sheep or cattle.

Durable Design

Designed for long wear life, each hammer can be rotated four times, keeping the PHM26's maintenance costs at a minimum.

The durable design of the drive bearings and shaft also help minimize maintenance. A magnet installed in the mill's grain entry throat collects tramp metal to ensure longer hammer and screen life.



Hammer Mill

Options and Features


- ▶ 96 4-way reversible hammers ensure precise, efficient grinding and a long operating life
- ▶ Trailer mounted for easy portability, 15-inch x 4 1/2-inch tires
- ▶ 8-inch diameter, 10-foot-long discharge auger for easy positioning and rapid unloading
- ▶ Either 540 RPM PTO driven or 1,000 RPM PTO driven models available
- ▶ Choose among 13 screens from 1/8 inch to 2 inches to meet your grinding needs
- ▶ Optional auger feeder for increased flexibility

Grinder Mixer — Roller Mills

Rolling with an Art's Way roller mill makes all grains more palatable and digestible by fracturing the kernels' outside hulls, letting the digestive juices penetrate more rapidly. Consistent particle size produced with an Art's Way roller mill provides increased bulk allowing animals to eat more ration, which better assimilates the digestible nutrients. This allows for improved feed conversion. Rolling feed also reduces dust in feed.

Roller Mill Capacity Based on HP

Roller Mill Size	HP Range	Max Capacity
20" RM	10-20 HP	50-150 bu./hr.
30" RM	20-40 HP	75-225 bu./hr.



7165 CATTLEMAXX



6140

6140 CATTLEMAXX



6105

6105 CATTLEMAXX

Scale Indicator Options



Model: Weigh Tronix 640/640XL

Simple Gross/Tar/Net weight indicator with adjustable backlighting, selectable weight filtering, 100 memory channels with individual statistics.



Model: Intercomp LD720 Screen & HH520 Wireless Handheld

With a load/unload feature, simply enter your target weight and watch the scale count down. Easily and accurately split your load between several bins.

Roll Options Flat with Micron Estimates

Screen	Material	Grind Type	Micron Size
5 Groove/Inch Flat	Dry, High Moisture Corn	Just Cracked	
7 Groove/Inch Flat	Barley, Wheat, Hi Moisture Corn	Medium Grind	1200-1600
10 Groove/Inch Flat	Oats, Milo, Barley, Wheat, Fine Corn	Medium Grind	1000-1400

► Flat groove design wears better and creates less dust. Primarily used for cracking, crimping or flaking grain.

Roll Options Sharp with Micron Estimates

Screen	Material	Grind Type	Micron Size
5 Groove/Inch Sharp	Barley, Dry Corn, Hi Moisture Corn	Coarse with or w/o differential	1500-2500
7 Groove/Inch Sharp	Barley, Wheat, Dry Corn	Medium Grind	1000-1500
10 Groove/Inch Sharp	Oats, Milo, Barley, Wheat, Fine Corn	Medium Grind w/o or Fine Grind with differential	1100-1400/800-900

► Sharp tooth design offers higher capacity and is fit for grinding powder processing.



Flat groove design wears better and creates less dust. Primarily used for cracking, crimping, or flaking grain.




Sharp tooth design offers higher capacity and is fit for grinding powder processing.



Auger

Efficient Feeding

Maximized augers provide smooth flow from feeding and transitioning to discharge.



Hopper

Supplement Hopper


Rear-mounted concentrate hopper with built-in sack cutter for easier access.



Feed Protection

Feed Protection

Powerful throat magnets are mounted in the hopper side and help minimize roll damage from tramp metal.



Roll Adjustment

Roll Adjustment

Change roll settings quickly for different particle sizes or ingredients. Utilizing an eccentric on each side stabilizes the rolls, eliminating the risk of unwanted larger particles moving through the rolls.



LED Safety Lights

Safety Features

Safety lights are positioned for superior visibility while transporting your CATTLE MAXX. The ladder provides safe access to the mixing tank. A jack stand provides stable placement.




Auger Options

Fast Unload

Maximized auger sizing to match your tank size.

*See options for extensions.



Mixing Tank

Mixing Tank

Three mixing tank sizes provide the right equipment options for your yard. The 6105 combines a 105-bushel tank with a 20-inch roller mill. Our "just right" size features a 140-bushel tank paired with a 20-inch roller mill. The 7165 CATTLE MAXX provides the largest 165-bushel-capacity tank with an impressive 30-inch roller mill.



Control Center

Control Options

Hydraulically operated systems allow you to run auger movement from a control box or a wirelessly operated remote.

*Mechanical option available on the 6105.



Central Hydraulics

Centralized Hydraulics

Easier adjustment with central hydraulic bank with easy-to-read pressure gauges for better monitoring.

Heavy Duty 10-inch Diameter Rolls

Choose your rolls based on application.

- ▶ 1:1 same ratio speed available for proper crimping/cracking.
- ▶ 1:1 12-roll-speed differential available for higher capacity, high moisture and smaller micron size.

Easy Maintenance

Cleanout doors, and greaseable bearings make the CATTLE MAXX a breeze to maintain.

Clean Rolling

Standard roll scrapers keep your rolls free of wet and sticky material, increasing capacity.

Specifications

	Stationary Hammer Mill	Portable Hammer Mill	6105	6105 CM	6140	6140 CM	7165	7165 CM	8215
Capacity of Mixing Tank	NA	NA	105 bushel (130.7 cu. ft.)	105 bushel (130.7 cu. ft.)	140 bushel (173.2 cu. ft.)	140 bushel (173.2 cu. ft.)	165 bushel (205.3 cu. ft.)	165 bushel (205.3 cu. ft.)	215 bushel (277 cu. ft.)
Width of Mill	26 inches	26 inches	20 inches	20 inches	20 inches	20 inches	26 inches	30 inches	26 inches
Reversible Hammers	96	96	72	NA	72	NA	96	NA	96
Screen Area	780 sq. inches	780 sq. inches	600 sq. inches	NA	600 sq. inches	NA	780 sq. inches	NA	780 sq. inches
PTO Drive	Electric or 1000 RPM	540 or 1000 RPM	540 RPM	540 RPM	540 or 1000 RPM	540 RPM	540 or 1000 RPM	540 or 1000 RPM	1000 RPM
Operating Speed of Mill	2800 - 3000 RPM	2800 - 3000 RPM	2800 - 3000 RPM	540 RPM	2800 - 3000 RPM	540 RPM	2800 - 3000 RPM	540 RPM	2800 - 3000 RPM
Horse Power Requirement	40-60 HP		40-100 HP	40-100 HP	40-100 HP	40-100 HP	80-160 HP	50-120 HP	100-180 HP
Auger Feeder Length	NA	96 inches	96 inches	96 inches	96 inches	96 inches	96 inches	96 inches	118 inches
Auger Feeder Auger Diameter	NA	10 inches	10 inches	10 inches	10 inches	10 inches	10 inches	10 inches	10 inches
Auger Feeder Type	NA	Hydraulic Trough	Hydraulic Trough	Hydraulic Tube	Hydraulic Trough	Hydraulic Tube	Hydraulic Tube	Hydraulic Tube	Hydraulic Tube
Diameter of Mixing Auger	NA	NA	12 inch flighting/13 inch tube/ 24 inch base	12 inch flighting/13 inch tube/ 24 inch base	12 inch flighting/13 inch tube/ 24 inch base	12 inch flighting/13 inch tube/ 24 inch base	12 inch flighting/13 inch tube/ 24 inch base	12 inch flighting/13 inch tube/ 24 inch base	12 inch flighting/13 inch tube/ 24 inch base
Discharge Auger Tube Diameter	8 inches in hopper	8 inches	8 inches	8 inches	8 inches	8 inches	10 inches	10 inches	10 inches
Discharge Auger Type (Lift and Swing)	Mechanical	Mechanical	Mechanical or Hydraulic	Mechanical or Hydraulic	Hydraulic	Hydraulic	Hydraulic	Hydraulic	Hydraulic
Unload Auger Reach 60° Angle	NA	10 ft. 7 in. (10 ft. Tube)	16 ft. 8 in. (10 ft. Tube)	16 ft. 8 in. (10 ft. Tube)	16 ft. 5 in.(10 ft. Tube)	16 ft. 5 in.(10 ft. Tube)	20 ft. 3 in. (12 ft. Tube)	20 ft. 3 in. (12 ft. Tube)	21 ft. 6 in. (12 ft. Tube)
Unload Auger Reach 3 ft. Extension 60° Angle	NA	NA	19 ft. 3 in. (10 ft. Tube)	19 ft. 3 in. (10 ft. Tube)	19 ft. (10 ft. Tube)	19 ft. (10 ft. Tube)	22 ft. 10 in. (12 ft. Tube)	22 ft. 10 in. (12 ft. Tube)	24 ft. (12 ft. Tube)
Unload Auger Reach 6 ft. Extension 60° Angle	NA	NA	22 ft. (10 ft. Tube)	22 ft. (10 ft. Tube)	21 ft. 6 in. (10 ft. Tube)	21 ft. 6 in. (10 ft. Tube)	25 ft. 5 in. (12 ft. Tube)	25 ft. 5 in. (12 ft. Tube)	26 ft. 6 in. (12 ft. Tube)
Supplement Hopper Size	NA	NA	21 x 24 inch	21 x 24 inch	21 x 24 inch	21 x 24 inch	21 x 24 inch	21 x 24 inch	21 x 24 inch
Tires	NA	7.60 x 15 8 ply	10 x 15 8 ply rib implement	10 x 15 8 ply rib implement	13.5 x 16.1 8 ply high flotation	13.5 x 16.1 8 ply high flotation	13.5 x 16.1 8 ply high flotation	13.5 x 16.1 8 ply high flotation	385-65-R22.5 Implement
Height (with Tire Size)	106 inches	154 inches (max)	106 inches	106 inches	112 inches	112 inches	126 inches	126 inches	135.25 inches
Width with Auger Feeder	68 inches	80 inches	95 inches	95 inches	110 inches	110 inches	114 inches	114 inches	120 inches
Overall Length	83 inches	190 inches	170 inches	170 inches	170 inches	170 inches	175 inches	175 inches	197.62 inches
Weight with Auger Feeder	1350 pounds	1600 pounds	3540 pounds	3540 pounds	4500 pounds	4500 pounds	5200 pounds	5200 pounds	7200 pounds
Ground Clearance	NA	13 inches	10 inches	10 inches	10 inches	10 inches	13 inches	13 inches	17 inches

Art said it best: “When the cows are bellowing, they only want our feed.”

Art’s Way: How Work Gets Done.



Want a quote?
Build a feed mill to fit your operation and get a quote by scanning the QR code below.



Get your hard work done with Art’s Way — contact your nearest dealer today.

(712) 208-8467 | artsway.com



November 2023

Art's Way Manufacturing Co. Inc. reserves the right to change design or specific application purposes. Photographs contained herein may be displayed with safety shields and/or guards removed to show mechanical functions only. All brand or product names are or may be trademarks of, and are used to identify products and services of their respective owners or its subsidiaries and divisions in the U.S. and/or other countries. All specifications are subject to change without notice. © 2022 Art's Way. All Rights Reserved.