



PEQUEA

A SKIBO COMPANY

TRAILERS





Design

Engineered from the axles up for strength, durability, and simplicity. Pequea trailers are designed to work as hard as you do. Built with the professional user in mind Pequea trailers can stand up to the rigors of the jobsite and last for the long haul.



Construction

Our welders and machinists are proud of their work. Pequea trailers are made from fully welded structural steel, assembled and welded in fixtures and jigs for repeatable quality. Using the best components from axles to couplers we know a trailer is only as strong as its weakest link.



Detail

Finished to endure life on the road. Our paint process includes: Cleaning, etching, dry oven, epoxy priming, two component urethane top coat, and flash oven. Wire harnesses are sealed and modular using LED lights. Lumber for decking as well as any other components used are chosen for their durability and quality.

Made with



Contents

<p>Skidsteer Trailers</p>  <p>Page 4</p>	<p>T200 Tilt Trailer</p>  <p>Page 6</p>	<p>T100 Tilt Trailer</p>  <p>Page 8</p>
<p>Standard Duty Deckovers</p>  <p>Page 10</p>	<p>Heavy Duty Deckovers</p>  <p>Page 12</p>	<p>Commercial Duty Deckovers</p>  <p>Page 14</p>
<p>C2500 Dump Trailer</p>  <p>Page 16</p>	<p>C1500 Dump Trailer</p>  <p>Page 18</p>	<p>C500 Dump Trailer</p>  <p>Page 20</p>
<p>Utility Trailers</p>  <p>Page 22</p>	<p>D10 Dump Trailer</p>  <p>Page 24</p>	<p>ATR86 Ag Dump Trailer</p>  <p>Page 26</p>
<p>Car Hauler</p>  <p>Page 28</p>		




7" Channel Skidsteer Trailers

Available in 14', 16', 18' and 20' Deck Lengths



	10,000lb GVWR	12,000 GVWR	14,000 GVWR	16,000 GVWR
Overall Width	102"			
Deck Width	80"			
Deck Length	Available in 14', 16', 18', 20'			
Deck Height	19.5"			
Overall Height	32"			
Axles	(2) Dexter 6K 6 Bolt	(2) Dexter 6K 8 Bolt	(2) Dexter 7K 8 Bolt	(2) 8K 8 Bolt
Suspension	Slipper Leaf Springs			
Wheels	6 Bolt 15"	8 Bolt 16"	8 Bolt 16"	8 Bolt 17.5"
Tires	225/75 D15	235/80 R16	235/80 R16	235/75 R17.5 LRH
Hitch	Adj. 2 5/16" Ball Coupler (Optional Pintle)			
Jack	7,000 lb. Drop Leg	10,000 lb. Drop Leg		
Brakes	Standard- Both Axles			
Weight	14' = 2,200 lbs (Add 100 lbs for every additional foot of deck)			

Made with



7" Channel Skidsteer Trailers



10° Loading Angle (with 6' Ramps)



LED Lights (Standard on all Pequea Trailer)



10K Drop Leg Jack
Standard with any GVWR Upgrade



81-3/4" Deck Width



D-Rings (Option)
Standard on 16,000 GVWR Model

www.pequea.com

Made with






T200 Tilt Trailer

4' Stationary + 16' Gravity Tilt Deck




10,000lb GVWR 12,000 GVWR 14,000 GVWR 16,000lb GVWR

Overall Width	102"			
Deck Width	81-3/4"			
Deck Length	4' Stationary Deck + 16' Tilting Deck			
Deck Height	19-1/2"			
Main Frame	7" x 9.8 lb Structural Channel			
Axles	(2) Dexter 6K 6 Bolt	(2) Dexter 6K 8 Bolt	(2) Dexter 7K 8 Bolt	(2) 8K 8 Bolt
Suspension	Slipper Leaf Springs			
Wheels	6 Bolt 15"	8 Bolt 16"	8 Bolt 16"	8 Bolt 17.5"
Tires	225/75 D15	235/80 R16	235/80 R16	235/75 R17.5 LRH
Hitch	Adj. 2 5/16" Ball Coupler			
Jack	7,000 lb. Drop Leg	10,000 lb. Drop Leg		
Brakes	Standard- Both Axles			
Weight	3,250 lbs			



Made with




T200 Tilt Trailer

4' Stationary + 16' Gravity Tilt Deck



Simple Latching Mechanism



81-3/4" Deck Width



Diamond Plate Knife Edged Tail



(6) D-Rings Standard



Hydraulic Cushioned Gravity Tilt
(No Power Required)



4' Stationary Deck + 16' Tilt

www.pequea.com

Made with






T100 Tilt Trailer

7" Channel Main Frame




10,000lb GVWR 12,000 GVWR 14,000 GVWR 16,000 GVWR

Overall Width	102"			
Deck Width	81-3/4"			
Deck Length	18' Full Deck Hydraulic Tilt			
Deck Height	19-1/2"			
Main Frame	7" x 9.8 lb Structural Channel			
Axles	(2) Dexter 6K 6 Bolt	(2) Dexter 6K 8 Bolt	(2) Dexter 7K 8 Bolt	(2) 8K 8 Bolt
Suspension	Slipper Leaf Springs			
Wheels	6 Bolt 15"	8 Bolt 16"	8 Bolt 16"	8 Bolt 17.5"
Tires	225/75 D15	235/80 R16	235/80 R16	235/75 R17.5 LRH
Hitch	Adj. 2 5/16" Ball Coupler			
Jack	7,000 lb. Drop Leg	10,000 lb. Drop Leg		
Brakes	Standard- Both Axles			
Weight	2,850 lbs			



Made with



T100 Tilt Trailer

7" Channel Main Frame



Toolbox with Hydraulic Power Unit



Hydraulic Tilt



Diamond Plate Tail



(6) D-Rings Standard



Front Tie Down Rail

www.pequea.com

Made with





Formerly known as 716
Standard Duty Deckover
 5" Tube Main Frame



Available with 14', 16', and 18' Decks (+3' Tail)




30" Deck Height

7,000lb GVWR

10,000 GVWR

	7,000lb GVWR	10,000 GVWR
Overall Width	96"	
Deck Width	91"	
Deck Length	14' + 3' Beaver Tail (All Flat and Level Deck Optional)	
Deck Height	28"	30"
Main Frame	5" x 2" x .188" Rectangular Tube	
Axles	(2) Dexter 3.5K 5 Bolt	(2) Dexter 5K 6 Bolt
Suspension	Slipper Leaf Springs	
Wheels	5 Bolt 15"	6 Bolt 15"
Tires	205/75 D15	225/75 D15
Hitch	Adj. 2 5/16" Ball Coupler	
Jack	7,000 lb. Drop Leg	
Brakes	Standard Electric Brakes on Both Axles	
Weight	14' = 2400 lbs (Add 75 lbs for every additional foot of deck)	

Made with



Formerly known as 716
**Standard Duty
Deckover**
5" Tube Main Frame



3' Boarded Tail
(Standard)

3' Boarded Tail



Heavy Duty Diamond Plate Fenders



5" Tubular Frame

5" x 2" x .188" Tubular Frame



LED Lights (Standard on all Pequea Trailers)

www.pequea.com

Made with





Formerly known as 1018
Heavy Duty Deckover
 7" Structural Channel




10,000lb GVWR

12,000 GVWR

14,000 GVWR

	10,000lb GVWR	12,000 GVWR	14,000 GVWR
Overall Width	101"		
Deck Width	96"		
Deck Length	Available in 16', 18', 20' (Plus 4' Tail)		
Tail	Available with Boarded Tail, Adjustable Tail, All Flat Extension		
Deck Height	31"		
Main Frame	7" x 9.8 lb Structural Channel		
Axles	(2) Dexter 6K 6 Bolt	(2) Dexter 6K 8 Bolt	(2) Dexter 7K 8 Bolt
Suspension	Slipper Leaf Springs		
Wheels	6 Bolt 15"	8 Bolt 16"	8 Bolt 16"
Tires	225/75 D15	235/80 R16	235/80 R16
Hitch	Adj. 2 5/16" Ball Coupler		
Jack	7,000 lb. Drop Leg	10,000 lb. Drop Leg	
Brakes	Standard- Both Axles		
Weight	16' = 3,400 lbs (Add 75 lbs for every additional foot of deck)		

Made with



Formerly known as 1018
Heavy Duty Deckover
7" Channel Main Frame



4' Boarded Tail (Standard)



Strongest Gooseneck in the Industry



4' Adjustable Beavertail with 5' Slide-In Ramps (Optional)



Adjustable Beavertail with Slide-In Ramps (Optional)

www.pequea.com

Made with

DEXTER AXLE



Formerly known as I-10
Commercial Duty Deckover
 10" Channel Main Frame




14,000lb GVWR

16,000 GVWR

20,000 GVWR

	14,000lb GVWR	16,000 GVWR	20,000 GVWR
Overall Width	101"		
Deck Width	96"		
Deck Length	Available in 18', 20', 22', and 24' (Plus 5' Tail)		
Tail	Available with Boarded Tail, Adjustable Tail, All Flat Extension		
Deck Height	32"		
Main Frame	10" x 15.3 lb Structural Channel		
Axles	(2) Dexter 7K 8 Bolt	(2) Dexter 8K 8 Bolt	(2) Dexter 10K 8 Bolt
Suspension	Slipper Leaf Springs (Torsion Optional)		
Wheels	8 Bolt 16"	8 Bolt 17.5"	
Tires	235/80 R16	235/75 R17.5 LRJ	
Hitch	Adj. 2 5/16" Ball Coupler		
Jack	10,000 lb. Drop Leg		
Brakes	Standard- Both Axles		
Weight	18' = 5,200 lbs (Add 100 lbs for each additional foot of deck)		

Made with



Formerly known as I-10
**Commercial Duty
Deckover**
10" Channel Main Frame






C2500 Dump Trailer

7" Channel Main Frame



	10,000lb GVWR	12,000 GVWR	14,000 GVWR
Bed Length	12'		
Bed Width	6' 6"		
Bed Height	22" Off Ground		
Main Frame	7" x 9.8 lb Structural Channel		
Axles	(2) Dexter 6K 6 Bolt	(2) Dexter 6K 8 Bolt	(2) Dexter 7K 8 Bolt
Suspension	Slipper Leaf Springs		
Wheels	6 Bolt 15"	8 Bolt 16"	8 Bolt 16"
Tires	225/75 D15	235/80 R16	235/80 R16
Hitch	Adj. 2 5/16" Ball Coupler		
Jack	7,000 lb. Drop Leg	10,000 lb. Drop Leg	
Brakes	Standard- Both Axles		
Weight	12' Bed = 4,100 lbs		14' Bed = 4,400 lbs

Made with



C2500 Dump Trailer

7" Channel Main Frame



Slide-In Ladder Ramps (Standard)



Slide-In Ladder Ramps (Standard)



Barn Door/Spread Dump Gate (Standard)



Barn Door/Spread Dump Gate (Standard)



Side Extensions & Tarp Kit (Option)



Gooseneck Hitch (Option)




C1500 Dump Trailer

74" x 10' Box



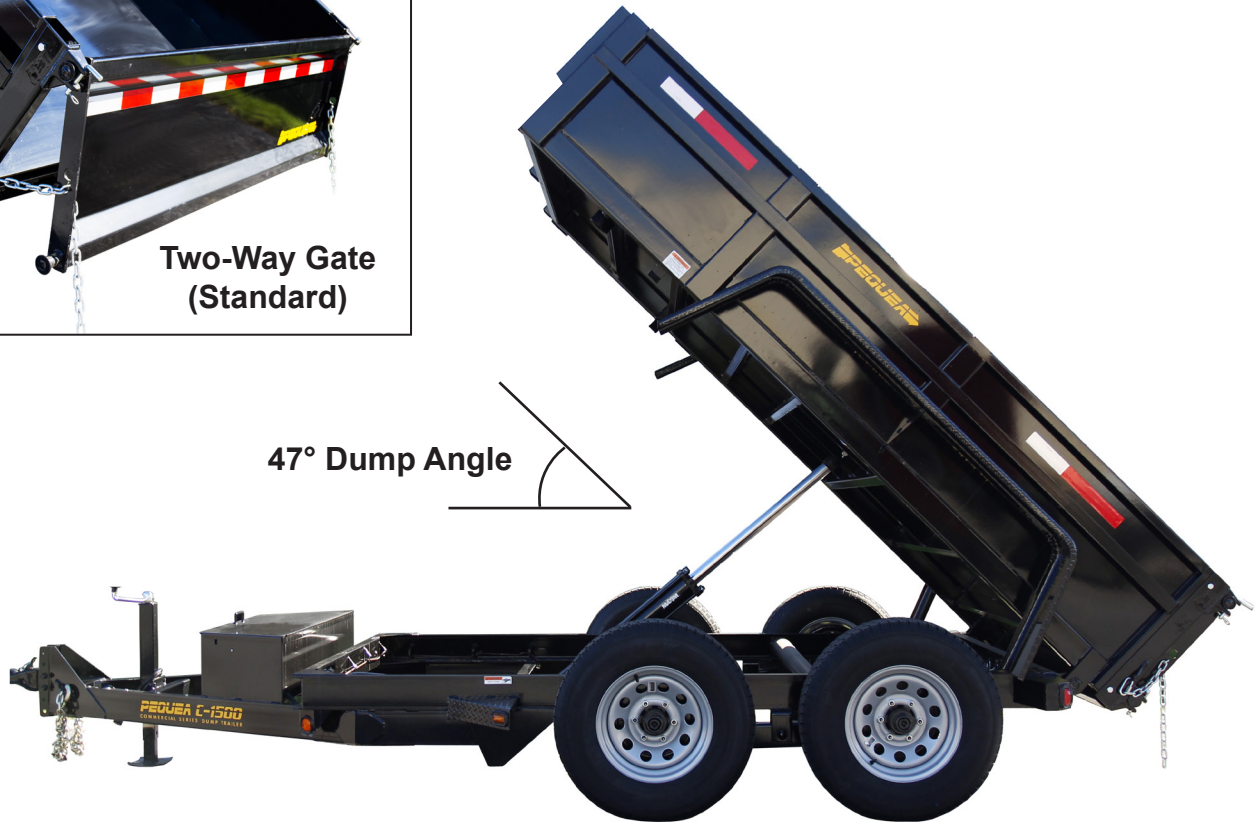
GVWR	10,000 lb
Bed Length	10'
Bed Width	74"
Bed Height	26" Off Ground
Main Frame	5" x 6.7 lb Structural Channel
Axles	(2) Dexter 6K 6 Bolt Straight Axles
Suspension	Slipper Leaf Springs
Wheels	6 Bolt 15"
Tires	225/75 D15
Hitch	Adj. 2 5/16" Ball Coupler
Jack	7,000 lb. Drop Leg
Brakes	Standard- Both Axles
Weight	3,100 lbs

Made with



C1500 Dump Trailer

74" x 10' Box



www.pequea.com

MADE WITH





C500 Dump Trailer

60" x 8' Box



2,999 lb GVWR

5,000 lb GVWR

Bed Length	8'	
Bed Width	62"	
Bed Height	24"	
Main Frame	7" x 9.8 lb Structural Channel	
Axles	(1) Dexter 3.5K 5 Bolt	(1) Dexter 5.2K 5 Bolt
Suspension	Shackle Leaf Springs	
Wheels	5 Bolt 15"	6 Bolt 15"
Tires	205/75 D15	225/75 D15
Hitch	Adj. 2 5/16" Ball Coupler	
Jack	5,000 lb. Drop Leg	
Brakes	Not Available	Electric with Breakaway
Weight	1,500 lbs	

Made with



C500 Dump Trailer

60" x 8' Box



2-Way Gate (Standard)

www.pequea.com


Made with





	610	8012S	8012T	8014	8016	8018	8020
Overall Length	14'	16'	16'	18'	20'	22'	24'
Overall Width	8' 1"	8' 4"					
Height	2' 7"	2' 9"					
Tires	205/75						
Axle Rating	3500 lb.						
Wheel Size	15"						
Coupler Size	2"		2 5/16"				
Weight	1,000	1250	1450	1650	1900	2000	2100
Bed Height	18"	19"					
Bed Width	6' 4"	6' 8"					
Bed Length	10'	12'	12'	14'	16'	18'	20'
Brakes	Optional		Standard, Both Axles				
GVW	2999		7000				
Ramps	4' 8" or 6' (see Ramps & Spare Tire Section for details)						
Jacks	2K Top Wind		5K Drop Leg				

Made with



Utility Trailers



5' Economy Ramp for Easy Loading (Option)



Structural Angle Iron Frame (Standard)

www.pequeea.com

Made with






D10 Dump Trailer

74" x 10' Box Deckover Dump




GVWR	10,000 lb
Bed Length	10'
Bed Width	74"
Bed Height	34" Off Ground
Axles	(2) Dexter 6K 6 Bolt Straight Axles
Suspension	Slipper Leaf Springs
Wheels	6 Bolt 15"
Tires	225/75 D15
Hitch	Adj. 2 5/16" Ball Coupler
Jack	7,000 lb. Drop Leg
Brakes	Standard- Both Axles
Weight	2,600 lbs

Made with



D10 Dump Trailer

74" x 10' Box Deckover Dump



Two-Way Gate
(Standard)



47° Dump Angle

www.pequea.com

Made with





	ATR86	ATR86HW
Inside Bed Width	57-1/2"	
Inside Bed Length	8'	
Overall Width	62"	
Platform Height	34"	
Axles	Spindle and AG Hub	(1) Dexter 5,200lb 6 Bolt Axle
Suspension	None	Leaf Spring
Tires	11L x 15 8 Play Tires on 15 x 8 x 6 bolt	225/75 D15
Hitch	Welded Clevis Coupler	Adjustable 2-5/16" Ball Coupler
Jack	2,000lb Flip Up Side Wind Jack	
Brakes	Not Available	Electric with Break Away
Lights	None	Complete LED Lights
Hydraulics	Tractor Remotes, Power Up & Down	Self Contained, Power Up Only
Toolbox	None	Lockable Toolbox
Weight	1,275 LB	

Made with



ATR86

Ag Dump Trailer



Highway Package

with



Two Way Tail Gate



Choose your bed color:



Harvest



Black



IH Red



JD Green

www.pequea.com

Made with





TRCH18

TRCH20

Overall Width	101-5/8"	
Deck Width	83"	
Deck Length	16' Flat + 2' Boarded Tail	18' Flat + 2' Boarded Tail
Deck Height	21"	
Main Frame	5" x 6.7 lb Structural Channel	
Fender	Removable Fenders (Standard)	
Ramps	6' Slide-In Ladder Ramps (Standard)	
Axles	(2) Dexter 3.5K	(2) Dexter 5K
Suspension	Slipper Leaf Springs	
Wheels	5 Bolt 15"	6 Bolt 15"
Tires	205/75 D15	225/75 D15
Hitch	Welded 2 5/16" Ball Coupler	
Jack	5K Top Wind Jack	
Brakes	Electric Brakes - Both Axles	
Weight	2,000 lbs	2,200 lbs

Made with



Spec List


Trailer Model	Deck/Bed Length	Deck Height	Deck Width	Main Frame	No. of Axles	Axle Sizes	Std. Tire Sizes
Skidsteer							
1014SST	14' 16' 18' or 20'	20"	81"	6" channel at 10.5 lbs	2	6,000, 7,000 8,000	225/75 or 235/80 - R16 235/80 R17.5
1016SST	14' 16' 18' or 20'	20"	81"	6" channel at 10.5 lbs	2	6,000, 7,000 8,000	225/75 or 235/80 - R16 235/80 R17.5
1018SST	14' 16' 18' or 20'	20"	81"	6" channel at 10.5 lbs	2	6,000, 7,000 8,000	225/75 or 235/80 - R16 235/80 R17.5
1020SST	14' 16' 18' or 20'	20"	81"	6" channel at 10.5 lbs	2	6,000, 7,000 8,000	225/75 or 235/80 - R16 235/80 R17.5
Tilt							
T-200	14' + 3' Beaver Tail (All Flat and Level Deck Optional)	19 1/2"	81 3/4"	7" x 9.8lb Structural Channel	2	6,000, 7,000 8,000	225/75 R15, 235/85 R16, 235/75 R17.5 LRH
T-100	18' Full Deck Hydraulic Tilt	19 1/2"	81 3/4"	7" x 9.8lb Structural Channel	2	6,000, 7,000 8,000	225/75 R15, 235/85 R16, 235/75 R17.5 LRH
Deckover							
Standard Duty	14' (+3' with beaver tail optional)	28"	91"	5"x2"x1.88" Rectangular Tube	2	3,500, 5,000	205/75 or 225/75
Heavy Duty	Available in 16' 18' & 20' (Plus 4' Tail)	30"-33"	96"	7" x 9.8lb Structural Channel	2	6,000, 7,000 8,000	225/75 or 235/80-R16
Commercial Duty	18' 20' 22' & 24' (Plus 5' Tail)	32"	96"	10" x 15.3lb Structural Channel	2	7,000, 8,000, 10,000	235/80 - R17.5
Dump							
C-2500	12' or 14'	22"	78"	N/A	2	6,000, 7,000	225/75 R15 - 235/80 R16 - 235/80 R16
C-1500	10'	26"	74"	5" x 6.7 lb Structural Channel	2	6,000	225/75 R15
C-500	8'	24"	62"	7" x 9.8 lb Structural Channel	1	3,500, 5,200	205/75 D15, 225/75 R15
Utility							
510	10'	18"	64"	N/A	N/A	3,500	205/75 D15
610	10'	18"	80"	N/A	N/A	3,500	205/75 D15
8012S	12'	19"	80"	N/A	N/A	3,500	205/75 D15
8012T	12'	19"	80"	N/A	N/A	3,500	205/75 D15
8014T	14'	19"	80"	N/A	N/A	3,500	205/75 D15
8016T	16'	19"	80"	N/A	N/A	3,500	205/75 D15
8018T	18'	19"	80"	N/A	N/A	3,500	205/75 D15
8020T	20'	19"	80"	N/A	N/A	3,500	205/75 D15
Other Dump							
D-10	10'	34"	74"	N/A	2	6,000	225/75 R15
ATR-86	11.8'	34"	62"	N/A	1	N/A	11L x 15 8 Ply, 225/75 R15
Car Hauler							
TRCH18	16' Flat + 2' Boarded Tail	23 1/2"	83"	5" x 6.7lb Structural Channel	2	3,500	205/75 D15
TRCH20	18' Flat + 2' Boarded Tail	23 1/2"	83"	5" x 6.7lb Structural Channel	2	5,000	225/75 R15
Gooseneck							
Heavy Duty Deckover	Available in 16' 18' & 20' (Plus 4' Tail)	31"	96"	7" x 9.8lb Structural Channel	2	6,000, 7,000 8,000	225/75R-15 LR "D" 2,540 lbs. load cap
Commercial Deckover	18' 20' 22' & 24' (Plus 5' Tail)	32"	96"	10" x 15.3lb Structural Channel	2	7,000, 8,000, 10,000	235/80 R16 or 235/75 R17.5 LRJ
C-2500	12' or 14'	22"	78"	N/A	2	6,000, 7,000	225/75 R15 - 235/80 R16 - 235/80 R16

PEQUEA
A SKIBO COMPANY



Made with





Contact Us

Pequea Machine, Inc.
200 Jayln Drive

New Holland, PA 17557

Monday - Friday: 8:00 - 5:00

(P) 717-354-4343

(F) 717-354-8843



www.pequea.com

Made with





NOTICE: All units are F.O.B. New Holland, PA.
Pequea Machine reserves the right to change specifications and prices without notice.

Pequea Machine, Inc. • A Skibo Company
200 Jalyn Drive • New Holland, PA 17557
Phone 717.354.4343 • Fax 717.354.8843
www.pequea.com