

HAYLINER® SERIES SMALL SQUARE BALERS

Hayliner® 265 | Hayliner® 275 | Hayliner® 275 PLUS



The original innovation, now more innovative.

For generations, haymaking operations of all sizes have depended on New Holland small square balers for impressive quality and reliability. Since New Holland introduced the first automatic self-tying baler that revolutionized baling through the balers of today, no other brand comes close to the number of small square balers sold—and that's for good reason. Today, the Hayliner® name proudly returns across all models—fusing legendary, time-tested performance and reliability with new, precision technology to provide you with even greater bale uniformity and quality like never before.

Benefits at your side

The time-tested side-fill design provides you with convenience and confidence. In the field, the baler swings out to the right of your tractor, making it easier to see than an inline baler design. Additionally, this design also means windrows won't bunch up as they pass underneath a low tractor drawbar or hitch pin.





The right model for your operation.

Whether you're making bales for a few of your horses or you're a commercial haymaker baling a few thousand bales per day, there's a Hayliner® model that's right for you. Rest assured – no matter what model you choose, you'll get proven reliability, impressive capability, and tight bales that are easy to stack and feed.

In addition to "Hayliner" being applied to all models, the last two digits of each model number reflect the pickup's width in inches, while "PLUS" designates the commercial-grade model with enhanced features.



Hayliner® 265

The Hayliner 265 provides capacity suitable for traditional baling operations. Its 65-inch wide, five tine bar SuperSweep™ pickup works with the proven rotary feeding system, heavy flywheel, and fast, 93 strokes-per-minute plunger speed to help you bale more acres every day. To fit your operation, you can choose between the standard-duty twine knotter or the reliable wire twisting system, as well as the triple-purpose chute, quarter-turn chute, or Model 72 Bale Thrower. You can also upgrade to hydraulic pickup lift, hydraulic tongue swing, and hydraformatic bale tension.




Model		Hayliner® 265	Hayliner® 275	Hayliner® 275 PLUS
Bale size	in. (cm)	14" x 18" [36 x 46]	14" x 18" [36 x 46]	14" x 18" [36 x 46]
Pickup width	in. (m)	65 (1.65)	75 (1.9)	75 (1.9)
Minimum PTO HP requirement		62	75	75

Hayliner® 275 PLUS

For professional-grade performance, commercial operations should consider the Hayliner 275 PLUS. This baler offers superior bale density and shape that's ideal ahead of bale wagons and collection systems. Along with the same features on the Hayliner 275, this model's bale case is twelve inches longer and 19% heavier for unsurpassed reliability. It's also equipped with industry-exclusive hydraformatic, four-way bale tension, cast iron bale wedges, and hardened plunger rails. A large 11L x 15 right tire and 14L x 16.1 left tire are also installed for smooth ride quality helping to reduce soil compaction. Additionally, the twine box is 35% larger than the Hayliner 275 to accept larger, higher-strength twine balls to let you stay baling longer and reduce broken knots. Choose between the triple-purpose chute or the quarter-turn chute for the bale placement style you need.



PLUS




Hayliner® 275

For larger baling operations, the Hayliner 275 offers a 75-inch wide six-bar SuperSweep pickup guided by a 15 x 6.0-6 pneumatic gauge wheel to quickly gather bulky windrows. While the same options and wire twisting system found on the Hayliner 265 are also optional on this model, the twine knoter is upgraded to a heavy-duty design with a split frame for easy servicing and reliability.

Geared up to gather up crop.

Building perfect small square bales starts with reliable power transfer and a pickup that delivers a clean sweep. That's exactly what the Hayliner® Series offers—a dependable, robust driveline fused with a wide, rugged pickup design that collects even the fine crop that others can leave behind.

Model		Hayliner® 265	Hayliner® 275	Hayliner® 275 PLUS
Pickup width	in. (m)	65 (1.65)	75 (1.9)	75 (1.9)
Pickup width to flare	in. (m)	70 (1.78)	80 (2.0)	80 (2.0)
Tine bars		5	6	6
Number of tines		110	156	156




A lift in productivity

All pickups are easily raised and latched by hand for transport. A hydraulic pickup lift is also available. Standard on the Hayliner 275 PLUS and optional on other models, it lets you effortlessly raise and lower the pickup to adjust for varying terrain or navigate around obstacles.



Main gearbox and plunger drive

The main gearbox delivers high-capacity and smooth, quiet operation. Fitted, tapered roller bearings and heat-treated alloy-steel gears are sealed in an oil bath for smooth, quiet operation. Its hypoid gear drive powers the baler and produces 93 plunger strokes per minute at full speed.




Category 6 driveline

Unlike other balers with lighter-duty drivelines, for maximum capacity, you can push more power into a Hayliner in big windrows with the standard heavy-duty, three-joint, Category 6 driveline.

Power-Pivot PTO

To relieve driveline stress during sharp turns, the exclusive Power-Pivot joint minimizes driveline wear on universal joints and reduces noise. When turning beyond approximately 75 degrees, the Power-Pivot begins to breakaway—maintaining primary PTO driveline equal angles and reducing driveline chatter—without your intervention. When the turn is complete, the system is spring-reset to the normal working position.



Super-wide SuperSweep™ Pickup

Perfect square bales start with the wide, reliable SuperSweep™ pickup. Curved teeth are made from high-carbon steel alloy with an exceptionally high tensile strength. The 2.6-inch tine spacing means you'll collect the short, fine crop that other pickups can miss. For trouble-free baling, these pickups are protected against overloads with a belt drive that acts as a slip clutch. Plus, the "lost motion drive" capability means you can back up the baler over windrows without damaging the teeth. Above the tines, a floating windguard helps control the windrow and forms a smooth crop mat for positive feeding.

High-energy flywheel

For smooth power transfer, a 248-pound flywheel dampens each plunger stroke. This direct-drive flywheel is driven with a multiplate slip clutch for gentle engagement, long life, and greater load capacity. To protect your tractor at shutdown, an overrunning clutch eliminates the risk of baling without the flywheel turning, which can occur on indirectly driven designs. Instead, the shear pin on the flywheel immediately cuts power to protect your tractor's PTO.


Big appetite for small bales.


The rotary feeding system is durable, reliable, easy to service, and simple to adjust. It provides smooth, even flow of crop through the baler to reduce leaf loss and produce uniform, high quality bales. Crop moves into the bale chamber with heavy-duty, paired, rotating tines and a feeder fork. The system is timed to keep material flowing evenly into the bale chamber by allowing the tines to overlap for smooth, continuous crop movement. The feeder floor below the tines is replaceable on all models for greater wear resistance, easier serviceability, and to protect your investment.



Adjustable packer fork

A double packer fork folds crop into the bale case through a large, 283-square-inch opening. For optimum bale shape in different crop conditions, this packer fork can be adjusted on both ends in nine different positions.







Powerful plunger

For maximum capacity, a fast plunger speed of 93 strokes per minute with a 30-inch stroke lets you handle big windrows at impressive speeds. Even better, with the large feed opening, the plunger can run at lower speeds while still maintaining outstanding capacity. The plunger is guided down a high-strength plunger rail and runs on sealed ball bearings and a white-iron slide block for optimal bale shape, minimal maintenance, and fewer adjustments.


Bale case and chamber—Hayliner® 265 and Hayliner® 275

The rugged bale chamber of the Hayliner® 265 and Hayliner® 275 is designed to promote better bale formation. Six hay dogs hold charges in place to allow crop to be evenly distributed as it enters the chamber for compression, which leads to high-quality bales. Adjustable tension springs apply bale tension. Just a half-inch increase in spring tension equates to an increase of 600 pounds of force. Changing bale density is easy with the adjustable tension doors. You can also upgrade either model with two-way hydraformatic bale tension control. The hydraformatic system is self-contained and the flywheel gear-driven pump is positioned for easy adjustment and servicing.



Bale case and chamber—Hayliner® 275 PLUS

To improve bale shape and length, the Hayliner 275 PLUS features a bale case that's extended by 12 inches to hold the bale longer and provide extra density, which lets you make bales as heavy and dense as possible. Four-way hydraformatic tension is standard and with just the turn of the knob, tension is applied to all four sides of the bale. Hydraulically controlled side tension rails increase density and apply more consistent pressure throughout the entire bale. The Hayliner 275 PLUS is also outfitted with a hardened, high-strength steel plunger rail, 19% thicker bale chamber, and heavy-duty cast-iron hay wedges that replace the front sheet metal wedges for enhanced performance in straw compared to the Hayliner 265 and Hayliner 275.




Mechanical bale length control

Simple and reliable mechanical bale length controls are adjusted by changing the height of the down stop on the metering arm. As the metering wheel turns, this arm ratchets upward, engaging the knotters cycle at the top, before dropping to reset and begin a new bale. If you frequently change bale lengths, consider the dealer-installed, deluxe knob-type bale length adjustment.

Bale length consistency in your pocket.

Regardless of whether you're hand stacking bales in a barn, or you collect bales with a Stackcruiser® automated bale wagon, a bale accumulator or a bale bundler, consistent bale length is critical. Variation among bale lengths makes a long hay day even longer. To enhance your productivity, we've developed the first precision solution for the Hayliner® Series: electronic bale length control. Poised to transform small bale making and handling, this feature combines the capacity you need with greater bale length control, right from your smartphone or tablet.





How does it work?

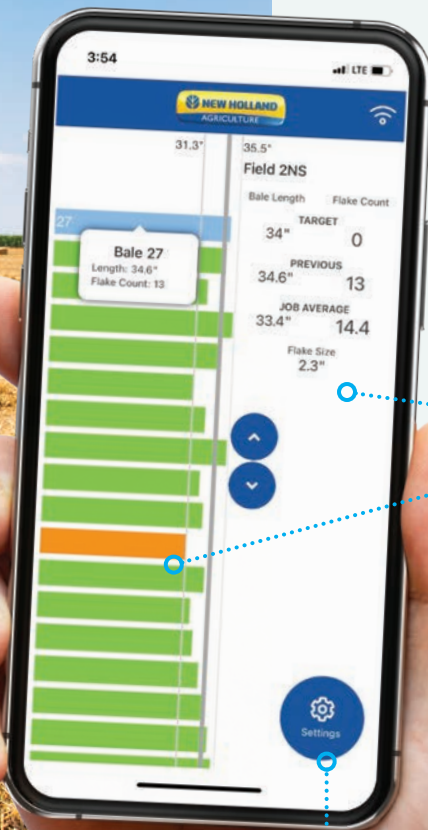
The electronic bale length control system measures total bale length and each individual flake, then anticipates the next flake's thickness to trip the knotter with greater accuracy than the mechanical system. Components include a controller and Wi-Fi transmitter mounted on top of the baler, a new knotter trip arm, a rotary motion sensor mounted on the metering wheel shaft, and an electric motor for the knotter trip arm. A smartphone app provides you with control and visibility into data.

The result? Bale length accuracy of plus or minus two inches, which means tighter stacks and more reliable bale bundling or consistent hand stacked mows. By analyzing real-time bale length and flake data, you can also adjust your ground speed to optimize the baler's capacity and your productivity. If the flake count is tending lower, simply slow down. If the flake count is rising, you can speed up.

Control from your phone or tablet

This system requires no costly display. Instead, the user interface is an app that's conveniently controlled via a Wi-Fi-enabled connection on your iOS or Android smartphone or tablet. The app is available for download on the App Store or Google Play store.

This app lets you monitor bale length, number of flakes, and average flake size in real time. To help you make more informed decisions, you can even create a unique job name, track the total bales made, baling duration, save job data, and email reports. Adjustment is simple. Just set the target bale length in the app and go. Even better, you won't have to worry about a low signal or low phone battery. Once setup and calibrated, the system will continue to operate as normal, even if the Wi-Fi connection is lost.



Left side

- Instantaneously shows each bale as it's being made, starting from the top. The center line shows the target bale length
- Minimum and maximum deviations from target bale length are highlighted in orange for reference. Touch any bar to see bale count number for the job, bale length, and the number of flakes in the bale

Right side

- Job name
- Target bale length setting
- Previous bale made (shows length and flake count for the bale)
- Job average – shows the average bale length, flake count, and flake size for all the bales recorded during that specific job

Settings Button

- Opens the menu for setup screens and jobs

Thousands of bales without a miss-tie.

The proven twine-tying and wire-twisting systems found on the Hayliner® Series can go thousands of bales without a miss. Both systems are gear driven for simple maintenance and adjustments and are made in New Holland, Pennsylvania, alongside the balers.



Twine knotter systems

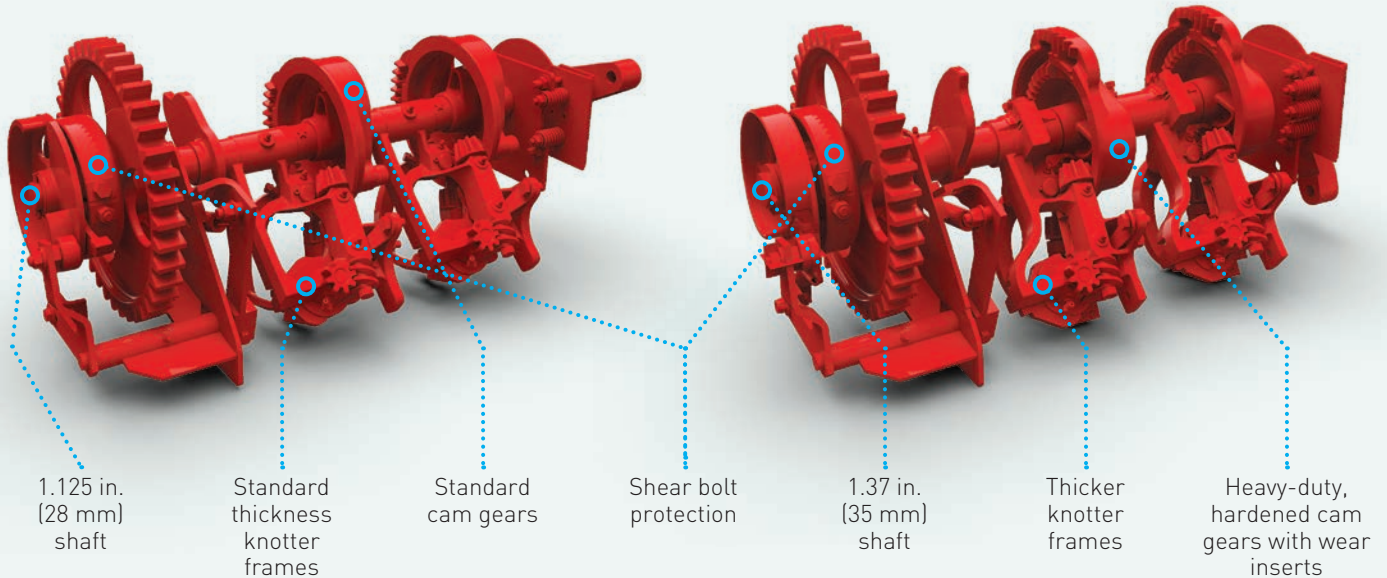
For long life and smooth operation, the knotter systems have hard-surface material at important wear points. The standard knotter is equipped on the Hayliner 265 to deliver reliable tying, while maintaining an economical price point. The Hayliner 275 and Hayliner 275 PLUS are both upgraded with the heavy-duty split-frame knotter for easier servicing, impressive reliability and professional-grade performance.

Standard-duty twine knotter

One-piece frame design

Heavy-duty twine knotter

Split-frame design




Capacity for all-day baling

Regardless of the tying system you choose, the twine or wire box is conveniently located at the rear of the baler. A hinged steel lid keeps the inside clean and dry. The twine box on a Hayliner 265 has capacity for six standard twine balls, while the Hayliner 275 and Hayliner 275 PLUS have boxes with capacity for eight twine balls to keep you baling longer. The Hayliner 275 PLUS can even incorporate large twine balls.




Tight bales start with New Holland twine

If your aim is to make tight, well-shaped bales, it only makes sense to use a top-quality twine that can keep them that way. All New Holland twine has been tested and specifically proven to work in Hayliner small square balers. This natural twine is treated to resist mildew, rot, rodents, and insects, and is uniform in thickness and strength throughout the entire length. That's why New Holland natural twine has fewer tying problems and a higher knot strength than the competition. New Holland plastic twine sets the standard for quality, strength, and long-lasting durability. It's also rot-resistant, non-toxic and harmless if eaten by animals. Plastic twine will work without any modifications in any properly adjusted twine baler.



Geared for baling benefits

Flip down the steel side door and you'll find a simple, gear-driven knotter design. Gear drives are easier to keep in time, which means consistent accuracy and impressive reliability for you. This design also makes servicing or replacing the pickup belt simple. For added protection, the knotter stack is protected with a shear bolt in the main drive gear.



Wire twister system

If you or your customers desire maximum bale weight, especially in light crop like straw, or bales that have ultimate resistance against rodents for outdoor stacking, consider the proven wire twister system. This simple system is available on the Hayliner 265 and Hayliner 275 with capacity for four wire coils of 14.5-gauge annealed wire.

Bale placement how and where you need it.

To match the needs of your haymaking operation, three chute options are available across the Hayliner® Series: the quarter-turn chute, the triple-purpose chute, and the Model 72 Bale Thrower. All options ensure bales are placed how and where you need them.



Quarter-turn chute

The quarter-turn bale chute drops bales on their sides so that twine is kept away from the ground to prevent rotting. This chute also lets you set bales into proper position for retrieval by automatic bale wagons, like a Stackcruiser®. The bale case extension is recommended when using this chute with the Hayliner 265 and Hayliner 275 but is not required with the Hayliner 275 PLUS, which comes standard with the extended bale case.

Triple-purpose chute

The triple-purpose chute works with the wagon hitch and on its own to support bales as they leave the chamber, guiding them flat to the ground. For easier baling, this chute can also be adjusted to roll bales to the left, away from the next windrow.





Specifications		Model 72 Bale Thrower
Compatible Models		
Hayliner® 265		○
Hayliner® 275		○
Hayliner® 275 PLUS		—
Bale Size		
Cross section	in. (cm)	14x18x38 (36x46x96.5)
Max length	in. (cm)	38 (96.5)
Max weight	lbs. (kg)	80 (36.3)
Max weight with 18 ft. wagon	lbs. (kg)	65 (29.5)
Apron Belts		
Type		2-ply diamond-tread
Width	in. (cm)	12 (30.5)
Max factory belt speed	mph (kph)	28 (45)
Speed control		Electronic
Power		Hydraulically driven from flywheel
Horizontal movement		30° right, left (0.52 rad). Hydraulic controlled
Dimensions		
Weight (approximate, with wagon hitch)	lb. (kg)	655 (297)
Height (from top of bale case)	in. (cm)	31.5 (79.9)
Length (approximate from end of bale case)	in. (cm)	58.1 (147.6)

○ Optional — Not available


Model 72 Bale Thrower

Enhance your productivity by throwing bales right into your wagon as they're made with the Model 72 Bale Thrower. It's compatible on the Hayliner 265 and Hayliner 275. This belt-type thrower offers reliable performance with strong diamond-tread belts and adjustable spacers to control bale grip. These throwers can effortlessly fill wagons up to 18-feet long with bales up to 38-inches in length and 65-pounds in weight (higher bale weights are possible) without limiting capacity. This thrower's simple design allows for easy adjustments, servicing and trouble-free operation, season after season.

To adjust the distance bales are thrown, belt speed is conveniently controlled from the seat of your tractor with a toggle switch controller. A distance indicator is easily visible from your tractor seat on top of the baler to show the relative distance bales are thrown. "1" represents the slowest speed and shortest distance, while a "6" represents the fastest belt speed and farthest distance, throwing bales at nearly 28 mph (45 kph). A tractor-activated hydraulic cylinder provides up to 30 degrees of rotation for perfect placement in your wagon.

Designed with you in mind.

To ensure that you stay productive, the Hayliner® Series offers an array of standard and optional features designed with you in mind. From durable steel shielding that opens wide for simple service, to add-on features, like lighting kits and the CropSaver™ preservative applicator, you can rest assured that you'll be ready to bale when the conditions are right.




To accommodate large tractor drawbars without binding, all models feature a heavy-duty, easy-to-level tongue with a deep clevis (Hayliner 275 shown above). For added strength, the tongue is made of heavy-gauge steel with reinforced box construction, which pulls from the baler's axle to minimize towing stress.



For convenience during storage, a PTO holder is incorporated on the hitch and hydraulic hoses can be stored in the PTO shaft shielding to keep them clean.



While mechanical tongue swing is standard, you can also use hydraulics to swing the baler into transport or working position quickly and easily. Hydraulic tongue swing is standard on the Hayliner 275 PLUS and available as a kit for the Hayliner 265 and Hayliner 275.



A factory-supplied steel toolbox is included on all models.



Steel shields give you easy access to key service points, like the gearbox and hydraformatic pump, the rotary feeding system chain, and the knotter.


Open your baling window with CropSaver™

When you treat hay with New Holland CropSaver hay preservative, you can bale at moistures up to 30% without worrying about heating or mold damage. That means you can start baling earlier and stay in the field later to finish on your schedule, no matter what the weather forecast says. CropSaver preservative also helps maintain both the fresh smell and green color of hay, even after it has been stored.

The automatic CropSaver systems feature a 25- or 55-gallon tank and twin star wheels mounted on the underside of the baler chute. These measure the moisture in each bale and continuously adapt the application rate every three seconds to respond to moisture changes.



Scan to read more about the science of hay preservatives.




Day and night visibility

Whether you're traveling down the road during the day, or baling in the field at night, visibility is key. When roading, choose the dealer-installed road lights with turn signals for safety. If you bale at night, choose the bright, dealer-installed halogen lights for impressive illumination. Two lights face the rear of the baler, while a third light illuminates the chamber area.




Haymaking's heartbeat.

New Holland's reputation for innovation and quality began with the small square baler—a machine that revolutionized the way farmers harvested hay and straw and transformed the company. From the first successful automatic self-tying Model 73 through the Hayliner® Series of today, no other brand comes close to the number of small square balers sold—and that's for good reason. For over 80 years, the steady, mechanized churn of a New Holland small square baler working in the fields has been New Holland's lifeblood and fueled the heartbeat of haymaking heard around the world.



In the mid-1930's, Edwin B. Nolt, a young inventor with a thresher in Lancaster County, Pennsylvania, recognized that combines were leaving valuable straw in the field. After realizing that the pickup balers on the market were ineffective, Nolt decided to build his own baler during the winter of 1936 to 1937. The design consisted of components like bevel gears from a Fordson tractor, grain binder knotters, and a blower from a blacksmith's forge to keep dust off the knotters. The eventual outcome was the first successful automatic self-tying pickup baler. In 1940, the New Holland Machine Company acquired the rights to build Nolt's baler, and Nolt came along with it, too. The first production units of the Model 73 started rolling down the assembly line that same year.



The small square baler quickly elevated the New Holland Machine Company to new heights. In fact, despite enormous demand for raw materials during World War II, the company received special steel allocation to keep building balers because their design helped reduce manual labor. In the years that followed, the company was also able to diversify its product lines. By 1948, New Holland products included tractor saws, potato harvesters, cement mixers, hammermills, and more. Engineers were also able to explore new product concepts, like the Sizz-Weeder flame cultivator that was designed to cook weeds in cotton fields and broil the cotton boll weevil. New Holland has continued to rethink the way that farmers make hay in the decades that followed, with iconic products like Haybine® mower-conditioners, Rolabar® rakes, and Discbine® disc mower-conditioners. In 2009, the 700,000th New Holland small square baler was built. To commemorate the milestone, a model BC5070 with special edition decals was produced.



PROUDLY MADE IN
NEW HOLLAND, PA



Today, the Hayliner® Series continues to be proudly built in New Holland, Pennsylvania, which serves as our North American headquarters and global Center of Excellence for Hay and Forage. Here, the expertise of our engineering research and development, marketing, and manufacturing teams comes together to continue to build haytools with haymakers like you in mind.

SPECIFICATIONS - HAYLINER® SMALL SQUARE BALERS

Model		Hayliner® 265	Hayliner® 275	Hayliner® 275 PLUS
Bale Size				
Cross section	in. (cm)	14 x 18 (36 x 46)	14 x 18 (36 x 46)	14 x 18 (36 x 46)
Length	in. (cm)	12 to 52 (31 to 132) - Adjustable	12 to 52 (31 to 132) - Adjustable	12 to 52 (31 to 132) - Adjustable
SuperSweep™ Pickup				
Width inside	in. (m)	65 (1.65)	75 (1.9)	75 (1.9)
Width on flare	in. (m)	70 (1.8)	80 (2)	80 (2)
Number of tines		110	156	156
Number of tine bars		5	6	6
Floating windguard		8 rods	13 rods	13 rods
Drive		V-belt to roller chain to "lost motion" reel drive		
Gauge wheel		3.00 x 12; semi-pneumatic	15 x 6.00 x 6; pneumatic	15 x 6.00 x 6; pneumatic
Hydraulic pickup lift		○	○	●
Bale Chamber				
Feeding system		High-Capacity, Rotary Feeding System	High-Capacity, Rotary Feeding System	High-Capacity, Rotary Feeding System
Number feed rotors		2	3	3
Packer fork		Standard - Adjustable	Standard - Adjustable	Standard - Adjustable
Feed opening	sq. in. (sq. cm)	283 (1826)	283 (1826)	283 (1826)
Standard density system		Adjustable springs & tension doors	Adjustable springs & tension doors	4-way Hydraformatic
Optional density system		2-way Hydraformatic & tension doors	2-way Hydraformatic & tension doors	—
Bale case		Standard-Duty	Standard-Duty	Heavy-Duty
Plunger				
Stroke length	in. (cm)	30 (76.2)	30 (76.2)	30 (76.2)
Strokes per minute	(540 rpm)	93	93	93
Material		High Strength Steel	High Strength Steel	High Strength Steel
Plunger rail		Standard-Duty	Standard-Duty	Heavy-Duty
Tying Mechanisms				
Twine knotter		Standard-Duty	Heavy-Duty	Heavy-Duty
Billhook		Standard	Hardened-Steel	Hardened-Steel
Wire twister		○	○	—
Protection		Shearbolt	Shearbolt	Shearbolt
Twine capacity		6-Twine Ball	8-Twine Ball	8-Lg. Twine Ball
Wire capacity		4-Wire Coil	4-Wire Coil	—
Main Drive				
Flywheel weight	lb. (kg)	248 (112)	248 (112)	248 (112)
PTO		Power-Pivot, 3-joint PTO	Power-Pivot, 3-joint PTO	Power-Pivot, 3-joint PTO
PTO category		Cat. 6 HD	Cat. 6 HD	Cat. 6 HD
Protection		Shearbolt, overrunning & slip clutches		
Gearbox		Heat-treated hypoid gears on tapered roller bearings running in an oil bath		
Flotation Tires				
Right side		27 x 9.5-15, 6PR	27 x 9.5-15, 6PR	11L x 14, 6PR
Left side		31 x 13.50-15, 6PR	31 x 13.50-15, 6PR	14L x 16.1, 8PR
Dimensions				
Height (max.)	in. (cm)	70 (178)	71 (180)	71 (180)
Width	in. (cm)	110 (279)	120 (304)	120 (304)
Length (transport less chute)	in. (cm)	205 (521)	205 (521)	217 (551)
Weight (twine)	lb. (kg)	3,400 (1542)	3,715 (1685)	3,940 (1787)
Weight (wire)	lb. (kg)	3,536 (1603)	3,851 (1746)	—
Tractor Requirement				
Minimum horsepower	hp (kW)	62 (45)	75 (56)	75 (56)
Minimum weight		Tractor weight must be greater than baler weight; excludes bale thrower		
Hydraulic requirement		—	—	1 double acting, 1 single acting

● Standard ○ Optional — Not available



Learn more at www.newholland.com



Design, materials and/or specifications are subject to change without notice and without liability therefor. Specifications are applicable to units sold in Canada, the United States, its territories and possessions, and may vary outside these areas.

© 2022 CNH Industrial America LLC. All rights reserved. New Holland is a trademark registered in the United States and many other countries, owned by or licensed to CNH Industrial N.V., its subsidiaries or affiliates. Any trademarks referred to herein, in association with goods and/or services of companies, other than owned by or licensed to CNH Industrial N.V., its subsidiaries or affiliates, are the property of those respective companies.



Safety begins with a thorough understanding of the equipment. Always make sure you and your operators read the Operator's Manual before using the equipment. Pay close attention to all safety and operating decals and never operate machinery without all shields, protective devices and structures in place.