

Brillion

Grass Seeders



Get thicker stands and higher yields with Brillion "Sure Stand" Seeders. Recognized the world over as the best seeding method for planting grasses and legumes.

THE ECONOMICS OF USING A BRILLION "SURE STAND" SEEDER

Grass seed is a very expensive commodity. By properly placing the grass seed in the top 1/2" of a properly prepared seedbed you will realize maximum seed germination.

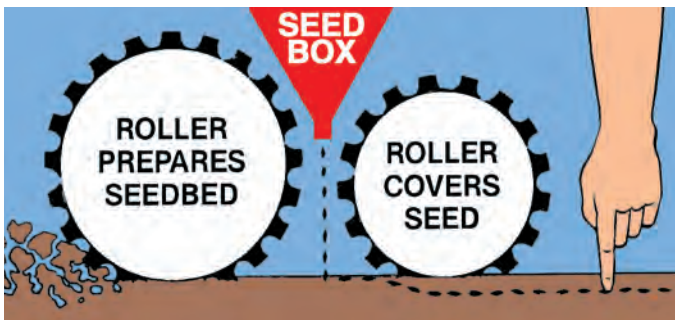
Because of Brillion's precision placement of the seeds, seeding rates can often be cut to nearly half of the rates previously used. In many cases the savings in seed alone will pay for a "Sure Stand" Seeder in just a short time.

Don't risk your crop to another system. Don't settle for less. Use the one seeding method that you can depend on to produce a top stand time after time...a Brillion Sure Stand Seeder.



SSBP12 equipped with optional wheel track removers.

SEED THE BRILLION SURE STAND WAY



Front rollers crush lumps, press down small stones, and form a firm seedbed. Precision seeding devices meter out the seed onto the well prepared seedbed. The rear rollers split the shallow ridges formed by the front rollers and gently firm the soil around the tiny seeds. All seeds are planted at fingernail depth for top germination and fast emergence.



Notice the perfect seedbed, prepared and seeded the Brillion Sure Stand way. Each seed is tucked to bed in the top half inch of the soil where it will germinate quickly and grow. The results? Thicker, more uniform stand with seed savings up to 50%...or more. Seedbed is left smooth and firm, small stones are pressed down.

Brillion Sure Stand



SSB12 shown with optional acre

STANDARD FEATURES



Larger Meter Box. Larger capacity than previous models. Made from 16 gauge material. 68% stronger than previous boxes. Brome box optional.




Precision Fluted Feed Rolls in the seed meter cups meter out the precise amount of seed you need. Their accuracy allows you to seed the smallest seeds at the exact rates you want...as low as one-half pound per acre.

Glass filled nylon meters face operator with rotation indicator decal on shafts for operator convenience. 12' model seed meters have been increased 33% from 18 to 24 for improved seed distribution.

and Grass Seeders



meter kit.



PLANTING DEPTH

Brillion "Sure Stand" Seeders plant all of the seeds in the top 1/2" of the soil for maximum germination.



Micro-Meter Adjustment


permits the precise metering of fine seeds with an infinite number of settings. Rates are selected by aligning markings on the adjusting nut to correspond with settings on the seed rate chart.



High Strength Rollers.

Roller wheels are made of 34,000 lb. tensile strength gray iron, cast in Brillion's modern electric foundry under strict quality control. These wheels (2" wide) prepare a perfect seedbed and control seeding depth. Wheel notches

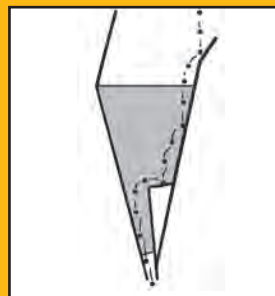
form small pockets in the soil to catch and hold moisture. Two styles of front wheels are available.



Floating Axles.

Both front and rear axle assemblies are mounted on ball and socket joints. Lets roller wheels follow ground contour better and reduces wear on bearings and axles. The arms holding the rear roller section pivot at

the end brackets to let the rear section float up and down independently.




Wide Metal Deflectors

prevent winds from blowing the seeds away. They guide the seed down between the roller wheels where the rear roller covers it in the top 1/2" of the soil. The new deflector profile improves seed distribution across the full width of the seeder.

SPECIFICATIONS

MODEL	HITCH TYPE	METER BOX CAPACITY	BROME BOX CAPACITY	FRONT WHEEL	ROLLING WIDTH	OVERALL WIDTH	APPROX. WEIGHT
SS-8	Pull	3 1/2 Bu.	3 1/2 Bu.	Std.	8'	11' 1"	2086 #
SSP-8	3 Pt.	3 1/2 Bu.	3 1/2 Bu.	Std.	8'	9' 6"	1766 #
SS-10	Pull	4 3/8 Bu.	4 3/8 Bu.	Std.	10'	12' 11"	2352 #
SSP-10	3 Pt.	4 3/8 Bu.	4 3/8 Bu.	Std.	10'	11' 4"	2032 #
SS-12	Pull	5 1/4 Bu.	5 1/4 Bu.	Std.	12'	15'	2615 #
SSP-12	3 Pt.	5 1/4 Bu.	5 1/4 Bu.	Std.	12'	13' 3"	2396 #

OPTIONAL EQUIPMENT



S Tine Track Remover - Eliminates Wheel Tracks.



Brush Agitators - keep the seed flowing at a positive, accurate rate and provide instant shut-off the moment the seeder is stopped; prevents seeding "skips" and bunching of seeds.



Electronic Acremeter Kit.

9J495 Speed Up Kit - Doubles Seed Rate Output.



Rear Box Blade Agitator. The rear box utilizes a newly designed polyethylene blade type agitator to handle the bulky and chaffy style seeds as well as small seeds at high rates. This new blade agitator is impervious to moisture and is built to provide many acres of reliable seed metering. For specialized requirements, this box can be equipped with an optional brush or cage agitator if needed. Opener spacing is 4".



Brome Box with Cage Agitator.



SS100 Series Sure Stand Alfalfa Seeder

The economics of using a BRILLION Mid-Sized "Sure-Stand" Alfalfa Seeder

Grass seed is a very expensive commodity. By properly placing the grass seed in the top 1/2" of a properly prepared seedbed you will realize maximum seed germination.


Because of Brillion's precision placement of the seeds, seeding rates can often be cut to nearly half of the rates previously used. In many cases the savings in seed alone will pay for a "Sure Stand" Alfalfa Seeder in just a short time.

Brillion's SS100 Series Seeders offer additional capacity and 4-1/4" meter spacing for uniform seed distribution. Pick-up models are Cat. II hitch. Drawbar models include



hydraulic transport with (2) 7.60 x 15" tires. All models include warning light kits. Use the one seeding method that you can depend on to produce a top stand time after time...a Brillion Sure Stand Alfalfa Seeder.

Standard Features




Precision Fluted Feed Rolls in the seed meter cups meter out precise amounts of seed. Their accuracy allows you to seed the smallest seeds at the exact rates you want... as low as one half pound per acre.



Micro-Meter Adjustment permits the precise metering of fine seeds with an infinite number of settings. Rates are selected by aligning markings on the adjusting nut to correspond with settings on the seed rate chart.

Optional Features



Coil Tine Track Removal Kit - for use with all hitches.



Scraper Kit - For front notched rollers only.



S-Tine Track Removal Kit - For all 10' and 12' models or 8' models equipped with long hitch.



Electronic Acremeter Kit.

SPECIFICATIONS

MODEL	DESCRIPTION	SEEDBOX CAPACITY	NO. OF METERS	SEEDING WIDTH	OVERALL WIDTH	APPROX. WEIGHT
SSP-108	8' Pick-up Model	6 Bu.	22	8'	9'6"	1734 lbs.
SS-108	8' Drawbar Model	6 Bu.	22	8'	11'1"	2054 lbs.
SSP-110	10' Pick-up Model	7-1/2 Bu.	28	10'	11'4"	2074 lbs.
SS-110	10' Drawbar Model	7-1/2 Bu.	28	10'	12'11"	2394 lbs.
SSP-112	12' Pick-up Model	9 Bu.	34	12'	13'3"	2488 lbs.
SS-112	12' Drawbar Model	9 Bu.	34	12'	15'0"	2842 lbs.

Brillion Sure Stand Seeder




SSP-6

The new SSP-4, SSP-5 and SSP-6 agricultural model seeders bring a fresh new design as well as three new sizes into a familiar package. The popular double box concept that has been proven in the larger model seeders has been incorporated as standard equipment into these new 4, 5 and 6 foot machines. Seed box capacities have been increased and the boxes are now independent of each other. An all new, structural tube mainframe provides a solid foundation for the updated roller chain drive, the integral Cat.I 3-point hitch and the seed boxes. The traditional seeder roller assemblies have been updated with greaseable, flange style, self aligning bearings.


These new seeders have been designed to compliment the new generation of compact tractors that are becoming extremely popular. The close coupling hitch allows for exceptional maneuverability in close quarters. The standard coil tine track removers will virtually eliminate the wheel tracks and provide a smooth and uniform seeded surface.




The front Micro-Meter box is designed for the precision metering of legume style seeds such as Alfalfas and Clovers. The exact spacing of the Micro-Meters provides uniform seed distribution for optimum germination.



The adjustment of the Micro-Meter has been made user friendly by implementing a new calibration collar and pointer system that requires the use of two wrenches that are provided with the seeder. Seed rates charts are provided to give starting rates for a variety of seeds.



The seeder drive mechanism has been updated to utilize an all roller chain drive train with ball bearing idlers that ensure proper chain tensioning. Number 40 roller chain is used throughout to maintain simplicity.



The rear box utilizes a newly designed polyethylene blade type agitator to handle the bulky and chaffy style seeds as well as small seeds at high rates. This new blade agitator is impervious to moisture and is built to provide many acres of reliable seed metering. For specialized requirements, this box can be equipped with an optional brush or cage agitator if needed. Opener spacing is 4".

SPECIFICATIONS

MODEL	OVERALL WIDTH	OVERALL HEIGHT	SEEDING WIDTH	NUMBER OF METERS	HOPPER CAPACITY	APPROX. WEIGHT
SSP-4	60"	34"	48"	6	1-3/4 Bu.	844 lbs.
SSP-5	72"	34"	60"	9	2-3/16 Bu.	1007 lbs.
SSP-6	84"	34"	72"	12	2-5/8 Bu.	1100 lbs.

OPTIONAL EQUIPMENT

Lift Sling Kit



P.O. Box 8 Brillion, WI 54110 Phone (920) 524-2220 (855) 320-0373 Fax (888) 761-8568

FORM NO. SS_0710_Z_1019

Specifications subject to change without notice

www.brillionfarmeq.com